


Online single window system with the following features without the requirement of visit to the Department for **Transport Permit Of Liquor For Personal Consumption**

- Submission of Application
- Payment of Application Fees
- Track Status of Application
- Download the Final Digitally -Signed Certificate

1. User can login through website <https://www.ddnexcise.gov.in>. After clicking the URL following webpage will be opened.



2. After Opening the website User should click on Login into IERMS. After that following page will be opened and user can register for Liquor Permit For Personal Consumption by clicking the link “ **For Liquor Permit For Personal Consumption Click Here**”

The screenshot displays a web browser window titled "Excise Management System" with the URL "118.185.36.84:85/Home". The page features a large graphic on the left with the text "dadra & nagar haveli" and "daman & diu" below it. The main content area includes the Excise logo, the title "INTEGRATED WEB-BASED EXCISE REVENUE MANAGEMENT SYSTEM of U.T. ADMINISTRATION OF DADRA AND NAGAR HAVELI AND DAMAN AND DIU", and a "LOGIN" section. The login form has radio buttons for "Excise", "Licensee", "Occasional Licensee", and "Liquor Permit For Personal Consumption". Below the form is a menu with a red box highlighting the link "For Liquor Permit For Personal Consumption CI". The footer shows "2018 © E-Connect Solution Pvt. Ltd." and system icons.

Excise Management System

Not secure | 118.185.36.84:85/Home

Proceed to Website

सत्यमेव जयते
आबकारी
EXCISE

**INTEGRATED WEB-BASED EXCISE REVENUE
MANAGEMENT SYSTEM**

of
U.T. ADMINISTRATION OF DADRA AND NAGAR HAVELI AND DAMAN AND DIU

LOGIN

User Type Excise Licensee Occasional Licensee
 Liquor Permit For Personal Consumption

User id Password

For Liquor Permit For Personal Consumption CI

For Occasional License Click Here !

Forgot Password?

Verify Permit

Verify Brand/Existing Brand Approval

Verify Occasional License

2018 © E-Connect Solution Pvt. Ltd..

ENG IN 17:16 28-01-2023

3. After clicking the above link the following page will be opened where the user has to enter mobile number and should click on button “ **Request OTP**”

The screenshot shows a web browser window with the following elements:

- Browser Tab:** Excise Management System
- Address Bar:** Not secure | 118.185.36.84:85/Home/New_User_Two_Bottle_Permit
- Page Header:** INTEGRATED WEB-BASED EXCISE REVENUE MANAGEMENT SYSTEM OF U.T. ADMINISTRATION OF DADRA AND NAGAR HAVELI AND DAMAN AND DIU
- Section Header:** NEW APPLICANT REGISTRATION FOR TWO BOTTLE PERMIT
- Form Section:** MOBILE VERIFICATION (highlighted in blue)
 - Label:** Mobile No. *
 - Input Field:** Mobile No.
 - Button:** Request OTP (highlighted with a red box)
- Navigation:** Back To Home button
- Taskbar:** Windows taskbar with various application icons and system tray showing time (08:12) and date (26-01-2023).

4. After clicking on request OTP, following screen will be seen.

Excise Management System

Not secure | 118.185.36.84:85/Home/New_User_Two_Bottle_Permit

INTEGRATED WEB-BASED EXCISE REVENUE MANAGEMENT SYSTEM OF U.T. ADMINISTRATION OF DADRA AND NAGAR HAVELI AND DAMAN AND DIU

NEW APPLICANT REGISTRATION FOR TWO BOTTLE PERMIT

MOBILE VERIFICATION

Mobile No. * [Request OTP](#)

Enter OTP * OTP [Verify](#)

[Back To Home](#)

Windows taskbar: ENG IN, 08:13, 26-01-2023

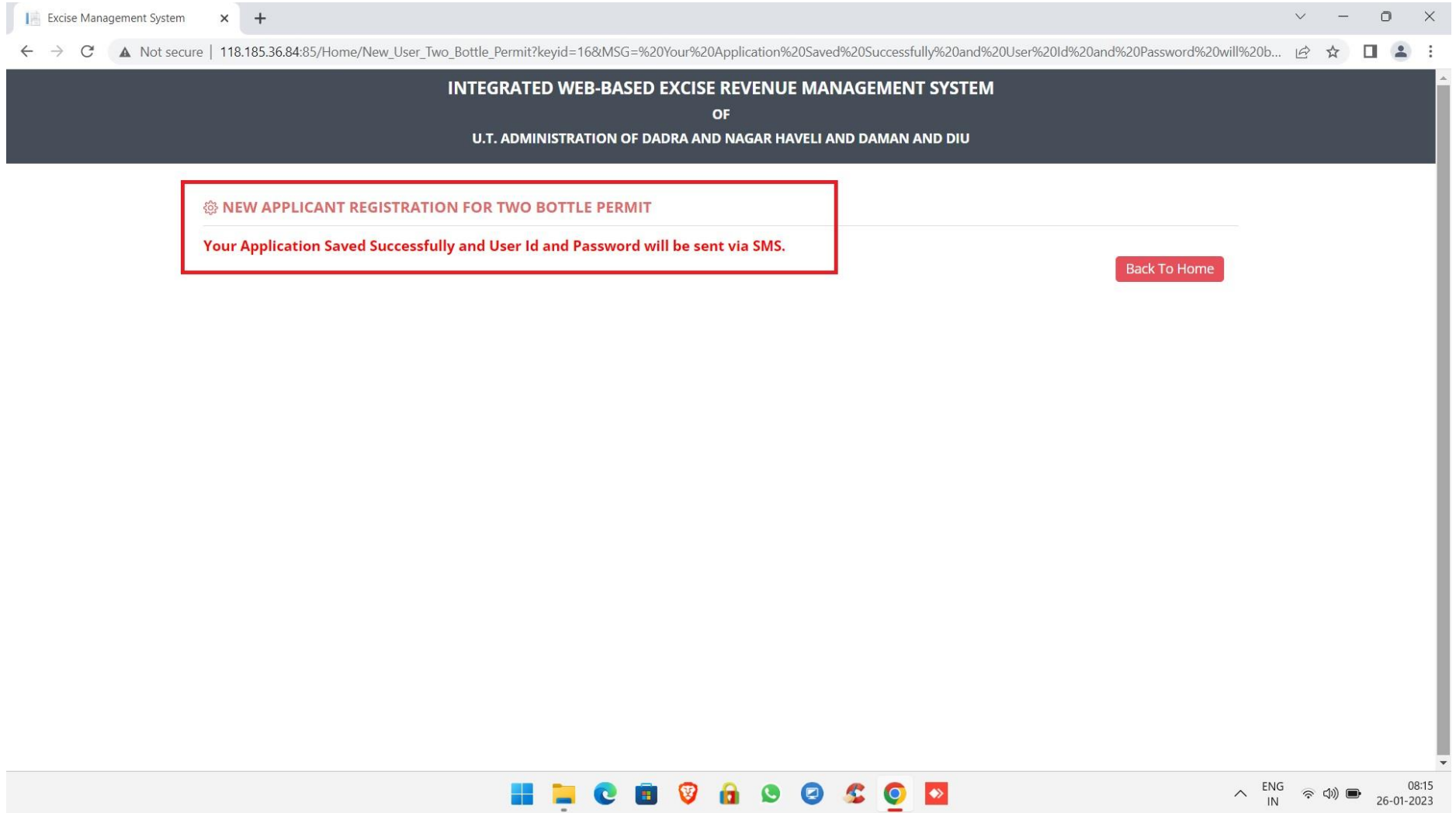
5. After entering OTP which was received on mobile and click on verify button, following screen will be seen. After that user has select/enter **Office Details** as well as **Applicant Details** as per below screen and should click on save button.

The screenshot shows a web browser window with the following details:

- Browser Tab:** Excise Management System
- Address Bar:** Not secure | 118.185.36.84:85/Home/New_User_Two_Bottle_Permit
- Page Header:** INTEGRATED WEB-BASED EXCISE REVENUE MANAGEMENT SYSTEM OF U.T. ADMINISTRATION OF DADRA AND NAGAR HAVELI AND DAMAN AND DIU
- Main Content:**
 - Section:** NEW APPLICANT REGISTRATION FOR TWO BOTTLE PERMIT
 - OFFICE DETAIL:**
 - Organization * (Dropdown: --Select One--)
 - Office * (Dropdown: --Select One--)
 - APPLICANT DETAILS:**
 - Applicant Name * (Text: Applicant Name)
 - Date of Birth * (Text:)
 - Email Id (Text: Email Id)
 - Contact Number * (Text: 9998817608)
 - Residential State * (Dropdown: --Select One--)
 - Address * (Text: Residential Address)
 - Buttons:** Save (blue), Back To Home (red)

The Windows taskbar at the bottom shows the time as 08:13 on 26-01-2023, with system language set to ENG IN.

6. After that User Will Receive Login Id & Password On Mobile Number For Login And Application Purpose.




7. After receiving User Id & Password, User can login through by selecting User Type “**Liquor Permit For Personal Consumption**” and by entering Loin Id & Password.

Excise Management System

Not secure | 118.185.36.84:85/Home

Proceed to Website


सत्यमेव जयते
आबकारी
EXCISE

**INTEGRATED WEB-BASED EXCISE REVENUE
MANAGEMENT SYSTEM**

of
U.T. ADMINISTRATION OF DADRA AND NAGAR HAVELI AND DAMAN AND DIU

LOGIN

User Type Excise Licensee Occasional Licensee
 Liquor Permit For Personal Consumption

User id _____ Password _____

LOGIN

For Liquor Permit For Personal Consumption Click Here !
For Occasional License Click Here !
Forgot Password?
Verify Permit
Verify Brand/Existing Brand Approval
Verify Occasional License

2018 © E-Connect Solution Pvt. Ltd..

dadra & nagar haveli daman & diu

17:16 28-01-2023

8. After Login following screen will appear where user has to click on **Liquor Permit For Personal Consumption Request**

The screenshot displays the Excise Management System dashboard. At the top, the browser address bar shows the URL `118.185.36.84:85/DashBoardExcise/ADMIN`. The page header features the U.T. Administration logo and the text "U.T. ADMINISTRATION OF DADRA AND NAGAR HAVELI AND DAMAN AND DIU". The user's name, "Avinash Kumbhakar", is visible in the top right corner. Below the header, a navigation bar shows "ADMIN" and "EXCISE STATION DAMAN". A "Quick Links" section is present, containing a button labeled "Liquor Permit For Personal Consumption Request" with a shopping cart icon, which is highlighted with a red rectangular border. The footer of the page includes the copyright notice "2016 © e-connect solutions pvt. ltd." and a Windows taskbar at the bottom with various application icons and system tray icons.

9. After that user has to click on Add Button as per the following screen.

Excise Management System x States Uts - Know India: National x Excise Management System x +

Not secure | 118.185.36.84:85/LM/TwoBottlePermit/NewTwoBottlePermitIndex

U.T. ADMINISTRATION OF DADRA AND NAGAR HAVELI AND DAMAN AND DIU Avinash Kumbhakar

ADMIN

LIQUOR PERMIT FOR PERSONAL CONSUMPTION REQUEST + Add

	APPLICATION NO	APPLICATION DATE	APPLICANT NAME	MOBILE_NO	STATUS	DOWNLOAD PER	Action
1	123001000015	28-Jan-2023	Avinash Kumbhakar	9998817608	Forward_2		

Page 1 of 1 20 View 1 - 1 of 1

2016 © e-connect solutions pvt. ltd.

Windows taskbar: ENG IN 18:20 28-01-2023

10. After clicking on action button user has to Enter **Destination State, Route & Liquor Details** as per the following screen and click on save button

The screenshot shows a web browser window with the URL `118.185.36.84:85/LM/TwoBottlePermit/NewTwoBottlePermitCreate`. The application header displays 'ADMIN' and the page title is 'LIQUOR PERMIT FOR PERSONAL CONSUMPTION ENTRY' with a 'STATUS : DRAFT' indicator.

APPLICANT DETAILS

Applicant Name: Avinash Kumbhakar
Date Of Birth: 07-Dec-1995
Contact No.: 9998817608
Email-Id: [Empty field]

Address: Khariwad, Nani Daman-396210
Residential State: Dadra And Nagar Haveli And Daman An

Destination State *: [Select dropdown]
Route: [Route text input]

BRAND DETAILS

SNo.	Product Group	Brand	Packing	Batch No.	Qty (In Bottle)	Add
	--Select One--	--Select One--	--Select One--			+ Add

Terms and Conditions :

I hereby declare that the information submitted in this application is true to the best of my knowledge. I am aware the furnishing any false information is punishable by law. I shall abide by the provisions and rules of Dadra And Nagar Haveli And Daman And Diu Excise Duty Act, 1964 And Rules, 2020.

Buttons: Save, Cancel

System tray at the bottom shows the time as 17:22 on 28-01-2023.

11. After that user should upload mandatory documents by clicking on “Upload Document” required by Department to process the application and click on save & final button and application will be submitted to Excise Department.

Excise Management System

ADMIN

Avinash Kumbhakar 07-Dec-1995 9998817608

Address: Khariwad, Nani Daman-396210 Residential State: Dadra And Nagar Haveli And Daman An

Destination State *: Calcutta Route: By Train

BRAND DETAILS

SNo.	Product Group	Brand	Packing	Batch No.	Qty (In Bottle)	Add
	--Select One--	--Select One--	--Select One--			+ Add
#	Product Group	Brand	Packing	Batch No.	QTY (Bottle)	Add
1	Foreign Liquor	Johnnie Walker Blue Label Blended Scotch Whisky	700 M.L (6 Bottle)	L2134-Jan-23	1	Delete

Terms and Conditions :

I hereby declare that the information submitted in this application is true to the best of my knowledge. I am aware the furnishing any false information is punishable by law. I shall abide by the provisions and rules of Goa Daman & Diu Excise Duty Act and Rules, 1964.

Save Save & Final Upload Document Cancel

2016 © e-connect solutions pvt. ltd.

ENG IN 08:26 26-01-2023

12. After Approval Of the Application, the User can see the status.

The screenshot shows a web browser window with the URL `118.185.36.84:85/LM/TwoBottlePermit/NewTwoBottlePermitIndex`. The page header includes the logo of the U.T. Administration of Dadra and Nagar Haveli and Damam and Diu, the text "U.T. ADMINISTRATION OF DADRA AND NAGAR HAVELI AND DAMAN AND DIU", and the user name "Avinash Kumbhakar". A navigation bar shows "ADMIN".

The main content area is titled "LIQUOR PERMIT FOR PERSONAL CONSUMPTION REQUEST" and features a table with the following data:

	APPLICATION NO	APPLICATION DATE	APPLICANT NAME	MOBILE_NO	STATUS	DOWNLOAD PER	Action
1	123001000015	28-Jan-2023	Avinash Kumbhakar	9998817608	Approved		

The "STATUS" column for the first row is highlighted with a red box. Below the table, the pagination shows "Page 1 of 1" and "View 1 - 1 of 1".

At the bottom of the page, there is a footer with the text "2016 © e-connect solutions pvt. ltd." and a Windows taskbar showing the time "17:34" and date "28-01-2023".

13. Now User is required to pay the necessary fees by clicking on action button and click on Generate and Print challan.

The screenshot shows a web browser window with the URL `118.185.36.84:85/LM/TwoBottlePermit/NewTwoBottlePermitCreate/?keyid=15`. The page title is 'Excise Management System' and the user is logged in as 'ADMIN'. The form is divided into two main sections: 'APPLICANT DETAILS' and 'BRAND DETAILS'.

APPLICANT DETAILS:

- Applicant Name:** Avinash Kumbhakar
- Date Of Birth:** 07-Dec-1995
- Contact No.:** 9998817608
- Email-Id:** (empty)
- Address:** Khariwad, Nani Daman-396210
- Residential State:** Dadra And Nagar Haveli And Daman An
- Destination State *:** Calcutta
- Route:** By Train

BRAND DETAILS:

SNo.	Product Group	Brand	Packing	Batch No.	Qty (In Bottle)	Add
	--Select One--	--Select One--	--Select One--			+ Add
#	Product Group	Brand	Packing	Batch No.	QTY (Bottle)	Add
1	Foreign Liquor	Johnnie Walker Blue Label Blended Scotch Whisky	700 M.L (6 Bottle)	L2134-Jan-23	1	✖ Delete

Terms and Conditions :

I hereby declare that the information submitted in this application is true to the best of my knowledge. I am aware the furnishing any false information is punishable by law. I shall abide by the provisions and rules of Dadra And Nagar Haveli And Daman And Diu Excise Duty Act, 1964 And Rules, 2020.

At the bottom right, there are two buttons: 'Generate & Print Challan' (highlighted with a red box) and 'Cancel'.

The Windows taskbar at the bottom shows the time as 17:36 on 28-01-2023, with system icons for network, volume, and power.

14. After that window will open as shown below and user is required to click on pay and payment gateway option.

The screenshot displays the Excise Management System interface. A modal window titled "Challan Detail" is open, showing a table with the following data:

Fee Type	Amount	Challan No.	Challan Date
Fees For Transport Permit Of Liquor For Personal Consumption	5		

A red box highlights the "Pay" button and the "Payment Gateway" option in the modal. The background interface shows the "LIQUOR F" section with fields for Applicant Name (Avinash Kumbhakar), Address (Khariwad, Nani Daman-396210, Dadra And Nagar Haveli And Daman/An), Destination State (Calcutta), and Route (By Train). Below this is the "BRAND DETAILS" section with a table:

SNo.	Product Group	Brand	Packing	Batch No.	Qty (In Bottle)	Add
	--Select One--	--Select One--	--Select One--			+ Add

Below the brand details table is another table with one row:

#	Product Group	Brand	Packing	Batch No.	QTY (Bottle)	Add
1	Foreign Liquor	Johnnie Walker Blue Label Blended Scotch Whisky	700 M.L (6 Bottle)	L2134-Jan-23	1	Delete

At the bottom, there is a "Terms and Conditions" section with a checked checkbox: "I hereby declare that the information submitted in this application is true to the best of my knowledge. I am aware the furnishing any false information is punishable by law."

15. After the payment, user can see the status of application as Challan Generated.

The screenshot shows a web browser window with multiple tabs for 'Excise Management System'. The address bar shows the URL: 118.185.36.84:85/LM/TwoBottlePermit/NewTwoBottlePermitIndex. The page header includes the logo of the U.T. Administration of Dadra and Nagar Haveli and Damani and Diu, the text 'U.T. ADMINISTRATION OF DADRA AND NAGAR HAVELI AND DAMAN AND DIU', and a user profile for 'Avinash Kumbhakar'. Below the header is a dark navigation bar with 'ADMIN' and a home icon. The main content area is titled 'LIQUOR PERMIT FOR PERSONAL CONSUMPTION REQUEST' and features a '+ Add' button. A table displays the following data:

	APPLICATION NO	APPLICATION DATE	APPLICANT NAME	MOBILE_NO	STATUS	DOWNLOAD PER	Action
1	123001000015	28-Jan-2023	Avinash Kumbhakar	9998817608	Challan Generated		

Below the table, the pagination shows 'Page 1 of 1' and 'View 1 - 1 of 1'. The footer of the application contains the text '2016 © e-connect solutions pvt. ltd.'. The Windows taskbar at the bottom shows various application icons, the system tray with 'ENG IN', and the date '28-01-2023' at '17:40'.

16. After approval from Department, user can download final digitally signed permit as shown in below screen.

The screenshot shows a web browser window with the following details:

- Browser Tab: Excise Management System
- Address Bar: Not secure | 118.185.36.84:85/LM/TwoBottlePermit/NewTwoBottlePermitIndex
- Page Header: U.T. ADMINISTRATION OF DADRA AND NAGAR HAVELI AND DAMAN AND DIU
- User Profile: Avinash Kumbhakar
- Navigation: ADMIN
- Section Title: LIQUOR PERMIT FOR PERSONAL CONSUMPTION REQUEST
- Table Data:

	APPLICATION NO	APPLICATION DATE	APPLICANT NAME	MOBILE_NO	STATUS	DOWNLOAD PER	Action
1	123001000015	28-Jan-2023	Avinash Kumbhakar	9998817608	Forward_2		

Page 1 of 1 | View 1 - 1 of 1

2016 © e-connect solutions pvt. ltd.

System tray: ENG IN, 18:13, 28-01-2023